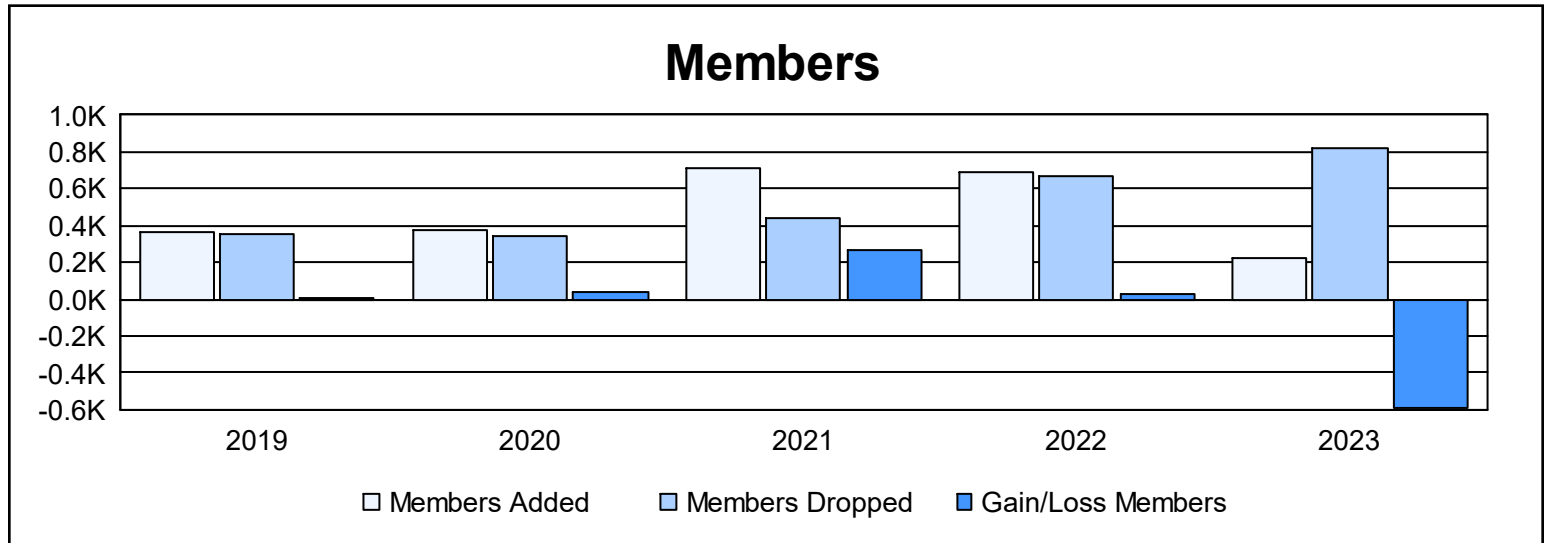
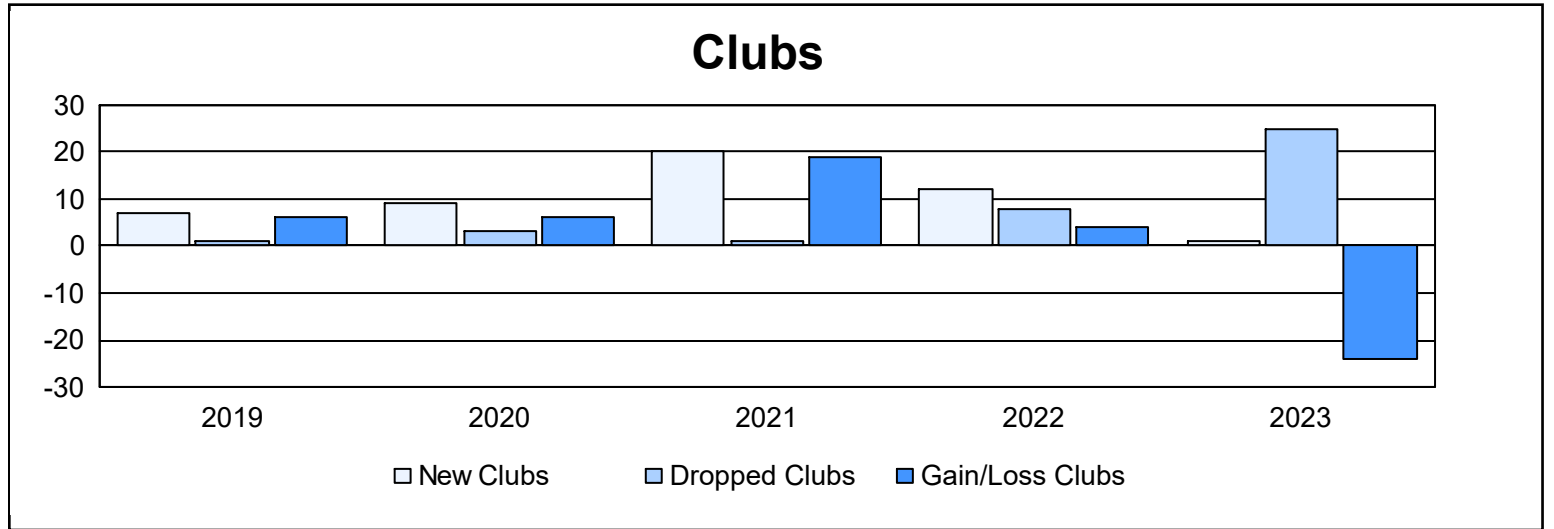
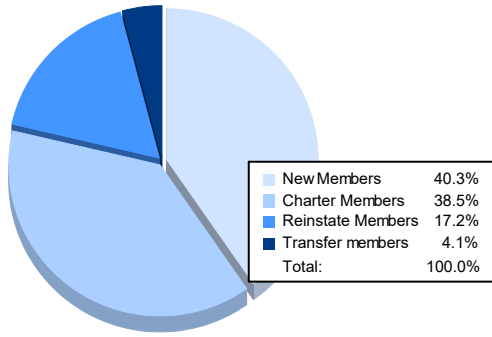


| Year           | New Clubs | Dropped Clubs | Gain/ Loss Clubs | New Members | Charter Members | Reinstate Members | Transfer Members | Total Member Added | Total Members Dropped | Gain/ Loss Members |
|----------------|-----------|---------------|------------------|-------------|-----------------|-------------------|------------------|--------------------|-----------------------|--------------------|
| 2018-2019      | 7         | 1             | 6                | 188         | 166             | 3                 | 5                | 362                | 356                   | 6                  |
| 2019-2020      | 9         | 3             | 6                | 146         | 197             | 28                | 3                | 374                | 338                   | 36                 |
| 2020-2021      | 20        | 1             | 19               | 283         | 394             | 32                | 0                | 709                | 437                   | 272                |
| 2021-2022      | 12        | 8             | 4                | 324         | 330             | 30                | 9                | 693                | 663                   | 30                 |
| 2022-2023      | 1         | 25            | -24              | 89          | 85              | 38                | 9                | 221                | 816                   | -595               |
| <b>Average</b> | <b>10</b> | <b>8</b>      | <b>2</b>         | <b>206</b>  | <b>234</b>      | <b>26</b>         | <b>5</b>         | <b>472</b>         | <b>522</b>            | <b>-50</b>         |



### Membership Composition June 2023 Cumulative



### Gender Composition June 2023 Cumulative

